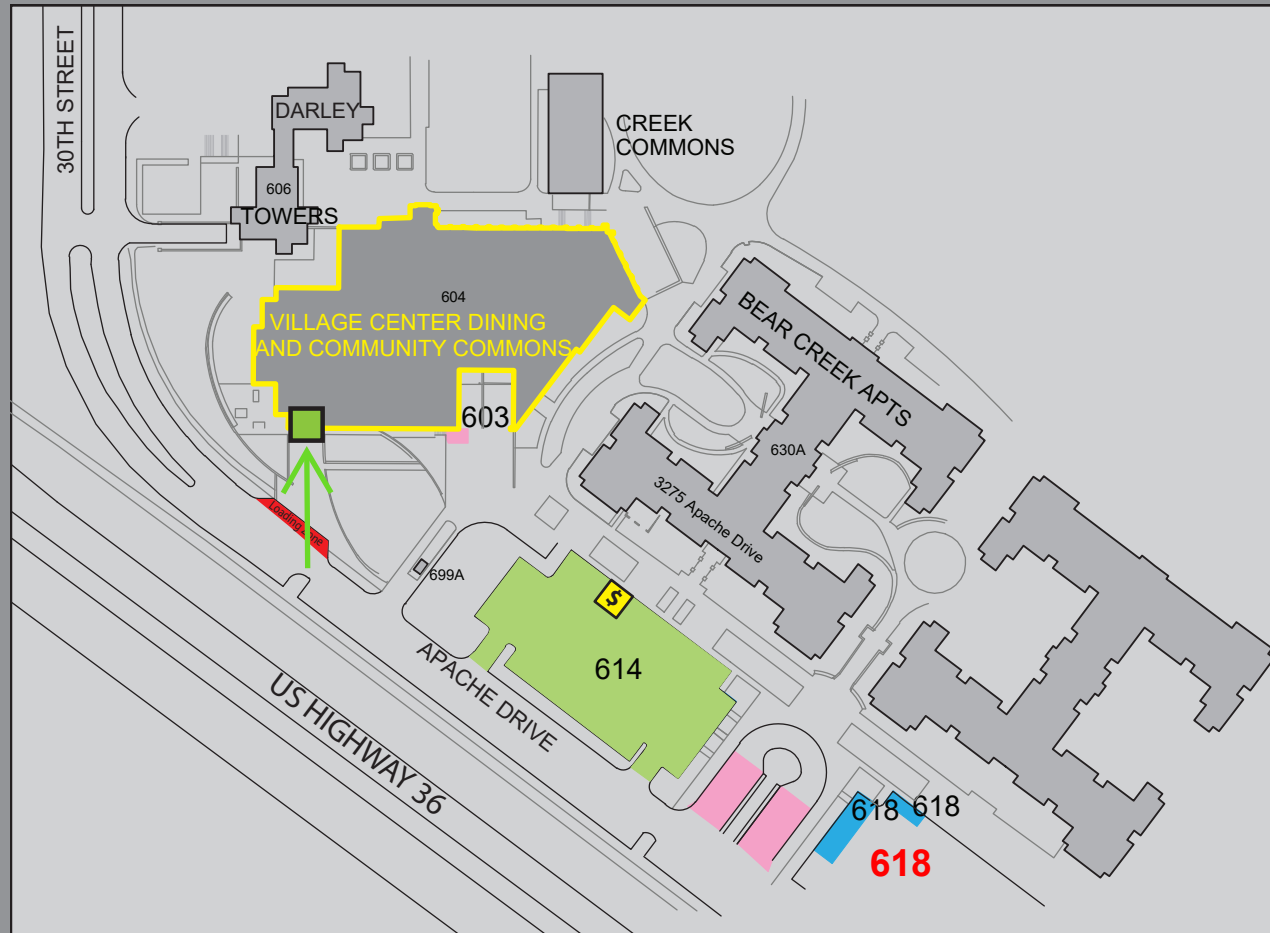


February 4th, 2024

Silicon Flatirons Community Celebration

Please park in Lot **614** and enter the following Code **E24970644** at the pay machine indicated on the map below. If Lot 614 fills, please park in Lot 618 and enter the code in Lot 614. Enter your vehicle's license plate information correctly for proper validation.



Pay Machine

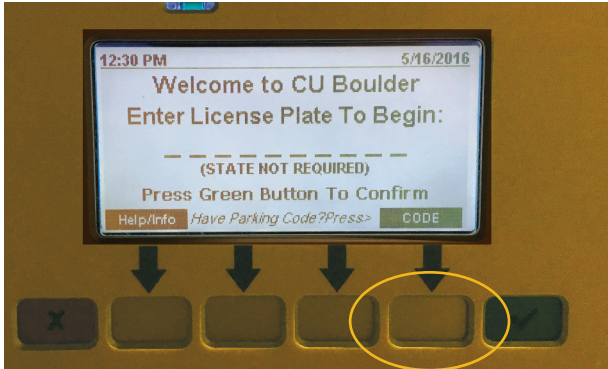


Building Entrance

Parking Validation Instructions

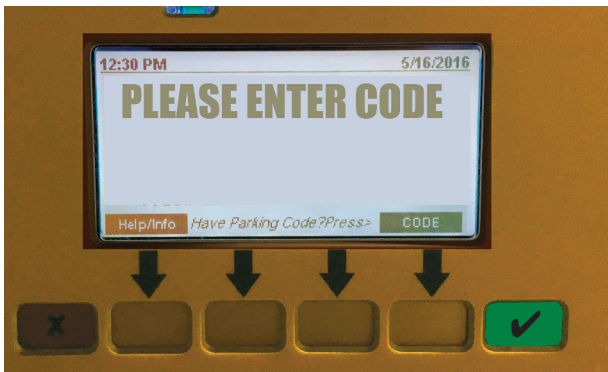
Parking Code: E24970644

4-Hour Validation Code in Lot 614



Step 1

Press the 4th yellow button directly under the word CODE.



Step 2

Using the keypad, enter the parking code provided above. Then press the green ✓ button.



Step 3

After the code is confirmed, enter your vehicle license plate number. Be sure to enter the plate information using appropriate zero or alpha letters. After your plate information has been entered press the green ✓ button.



Step 4

Once the code and license plate number are confirmed press the green ✓ button again for your receipt. You do not need to display the receipt.